



NCCA

An Chomhairle Náisiúnta
Curaclaim agus Measúnachta
National Council for
Curriculum and Assessment

Junior Cycle Wood Technology Classroom-Based Assessment 2: Example of Student Work 04

January 2024

Airplane

good:

- chamfer on base
- shape of base, (wood turning)
- sawing of front and back of plane centre.


not so good:

- hole made with pillar drill
- sanding, small bit rough
- tacking wasn't put in straight so it isn't flush with wood.
- joint not measured correct so there was a gap
- cracking on the joint.

Airplane

next time:

- i will be slower when using the pillar drill
- I will make sure my piece is well sanded with 120 grit before moving onto 320 grit
- I will be careful to put the back in straight
- when marking out I will check twice. "Mark twice, cut once"
- when trenching I will not push the chisel all the way through.



badly measured joint.

the piece was well sanded.

- I applied the varnish evenly and sanded well with 320 grit paper inbetween.
- most of my scalpel work was well cut
- I used the glue evenly and I cleaned any leaks.

GOOD

- I will not use veneer with cracks
- I will measure the corners and cut them, more carefully
- I will be sure to have the squares tightly pressed together
- I will also be certain that all of the corners of squares are lined up.

NEXT TIME

CHESS BOARD

some parts have cracks that could have broken in half before glueing.

one of the corners had a small gap

a few of the corners of the squares were out of line


one or two of the lines had slight gaps where you can see the glue poke through

not so GOOD

My Craft Skills

NOT SO GOOD: (boat)

- too thick with varnish
- went down too far with saw for trench.
- pushed chisel all the way through causing a crack in wood




NEXT TIME:

- cleanly and evenly apply varnish
- pay close attention to trench depth
- don't push chisel all way through (work from both sides)

GOOD: (boat)

- sawing the front & back
- using pillar drill for making a hole
- cleanly applying glue for dowel



For My JC project:

- I plan to use veneers, similar to on my chessboard, because overall I think I did well on that.
- chamfer, because I am happy with how my chamfer.
- Sawing,
- wood turning, I think my wood turning so far has gone well
- gluing, dowels e.c.t.
- relief & incise carving, especially relief went very well on my hawk.
- printing design onto wood.

good:

- I am very happy with the varnish of my hawk, it got 2 coats with a quick sand with 320 grit inbetween
- I think I did a good job on the relief and incise carving with few mistakes



THE HAWK

- I am very happy with the marking out of the hawk with carbon paper.
- The piece was very well sanded and the edges were smooth like butter.

How I will improve:

I will place the back of my piece which is unvarnished on a raised block to avoid the varnish from sticking to anything

Teacher annotations using the Features of Quality

The annotations capture observations by the teacher, using the features of quality, with a view to establishing the level of achievement this work reflects. The annotations and judgments were confirmed by a Quality Assurance group, consisting of practising teachers and representatives of the NCCA, the Inspectorate, the State Examinations Commission and the Oide support service.

Teacher annotations

Self-analysis of coursework elements:

The student identified a broad range of coursework elements over the course of 1st and 2nd year. This was evidenced using primary photographs of the student's project work. This allowed them to make detailed observations and some in depth self-analysis on the development of their skills to date.

Making judgements:

Judgements made on areas of strengths and areas for improvement were detailed. An understanding was demonstrated by providing clear and concise information, a sketch with annotations, and thoughtful reflections. This allowed for a very high level of awareness to be demonstrated of how these judgements would inform future work.

Communicating their CBA:

The findings were presented to a high standard using a poster that incorporated colour, photographs, an annotated sketch, and notes to convey the information. This allowed for careful consideration of what information accurately communicated their Classroom-Based Assessment.

Overall judgement:  Above expectations